



Pharming Group N.V.

Corporate Overview

February 2023

NASDAQ: **PHAR** | Euronext Amsterdam: **PHARM**



This presentation may contain forward-looking statements. Forward-looking statements are statements of future expectations that are based on management's current expectations and assumptions and involve known and unknown risks and uncertainties that could cause actual results, performance, or events to differ materially from those expressed or implied in these statements. These forward-looking statements are identified by their use of terms and phrases such as "aim", "ambition", "anticipate", "believe", "could", "estimate", "expect", "goals", "intend", "may", "milestones", "objectives", "outlook", "plan", "probably", "project", "risks", "schedule", "seek", "should", "target", "will" and similar terms and phrases. Examples of forward-looking statements may include statements with respect to timing and progress of Pharming's preclinical studies and clinical trials of its product candidates, Pharming's clinical and commercial prospects, and Pharming's expectations regarding its projected working capital requirements and cash resources, which statements are subject to a number of risks, uncertainties and assumptions, including, but not limited to the scope, progress and expansion of Pharming's clinical trials and ramifications for the cost thereof; and clinical, scientific, regulatory and technical developments. In light of these risks and uncertainties, and other risks and uncertainties that are described in Pharming's 2021 Annual Report and the Annual Report on Form 20-F for the year ended December 31, 2021, filed with the U.S. Securities and Exchange Commission, the events and circumstances discussed in such forward-looking statements may not occur, and Pharming's actual results could differ materially and adversely from those anticipated or implied thereby. All forward-looking statements contained in this press release are expressly qualified in their entirety by the cautionary statements contained or referred to in this section. Readers should not place undue reliance on forward-looking statements. Any forward-looking statements speak only as of the date of this press release and are based on information available to Pharming as of the date of this release. Pharming does not undertake any obligation to publicly update or revise any forward-looking statement as a result of new information, future events or other information.



One commercialized asset:
RUCONEST® (rhC1INH) for the
treatment of acute hereditary
angioedema (HAE)



Commercialization reach:
active in over 30 markets,
including the US, the EEA, the
UK and MENA



Anticipated approvals & launch of
leniolisib, a PI3K δ inhibitor in
development for APDS, in 2023
(FDA approval 1Q/launch 2Q,
EMA CHMP opinion 2H)



Development of rare disease
pipeline and leniolisib/PI3K δ
for additional rare disease
indications



Headquarters
Leiden, Netherlands (Global)
Warren, New Jersey (US)



EURONEXT Amsterdam:
PHARM (since 1999)
Nasdaq: PHAR (since 2020)

Leadership: Executive Committee



Sijmen de Vries, MD MBA
Executive Director &
Chief Executive Officer



Jeroen Wakkerman
Chief Finance Officer



Anurag Relan MD
Chief Medical Officer



Mireille Sanders MSc
Chief Operations Officer

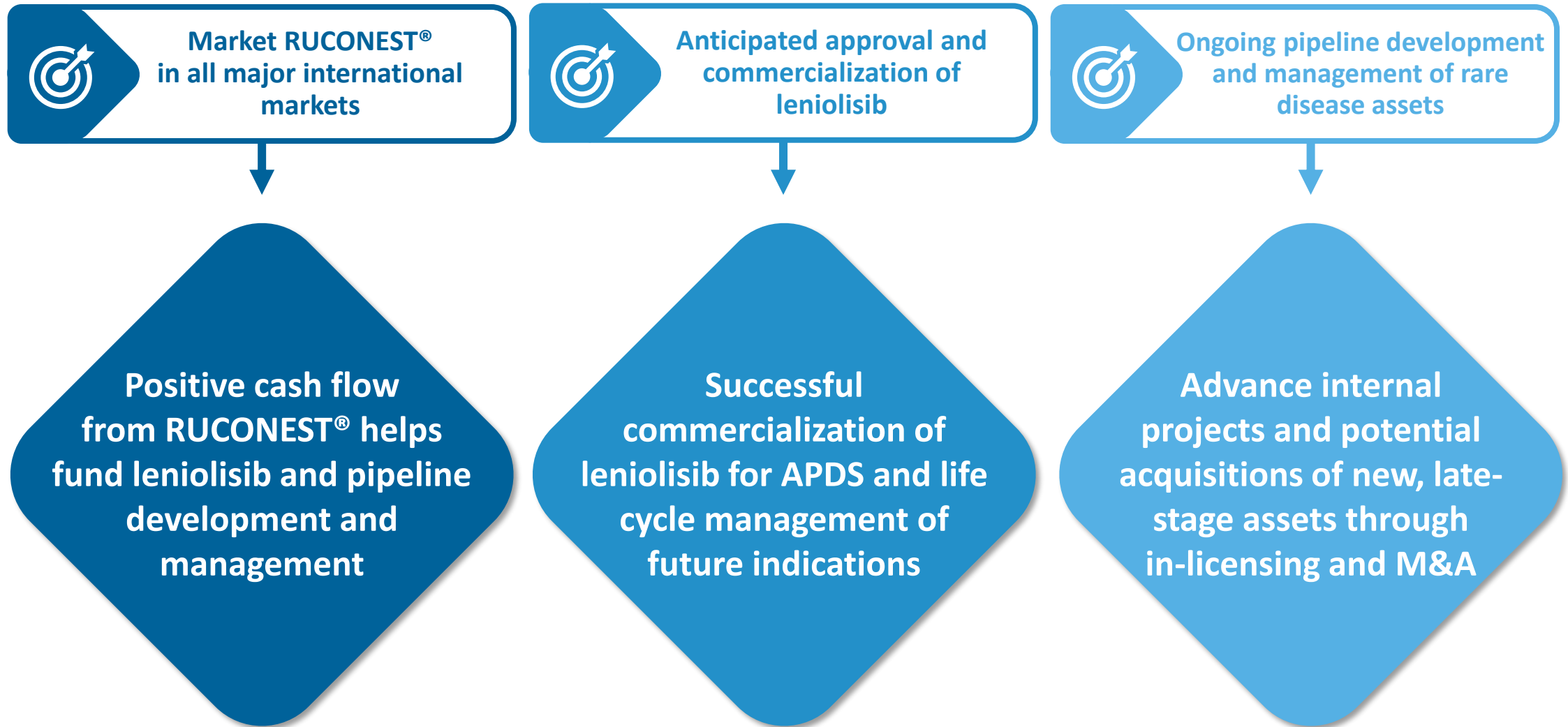


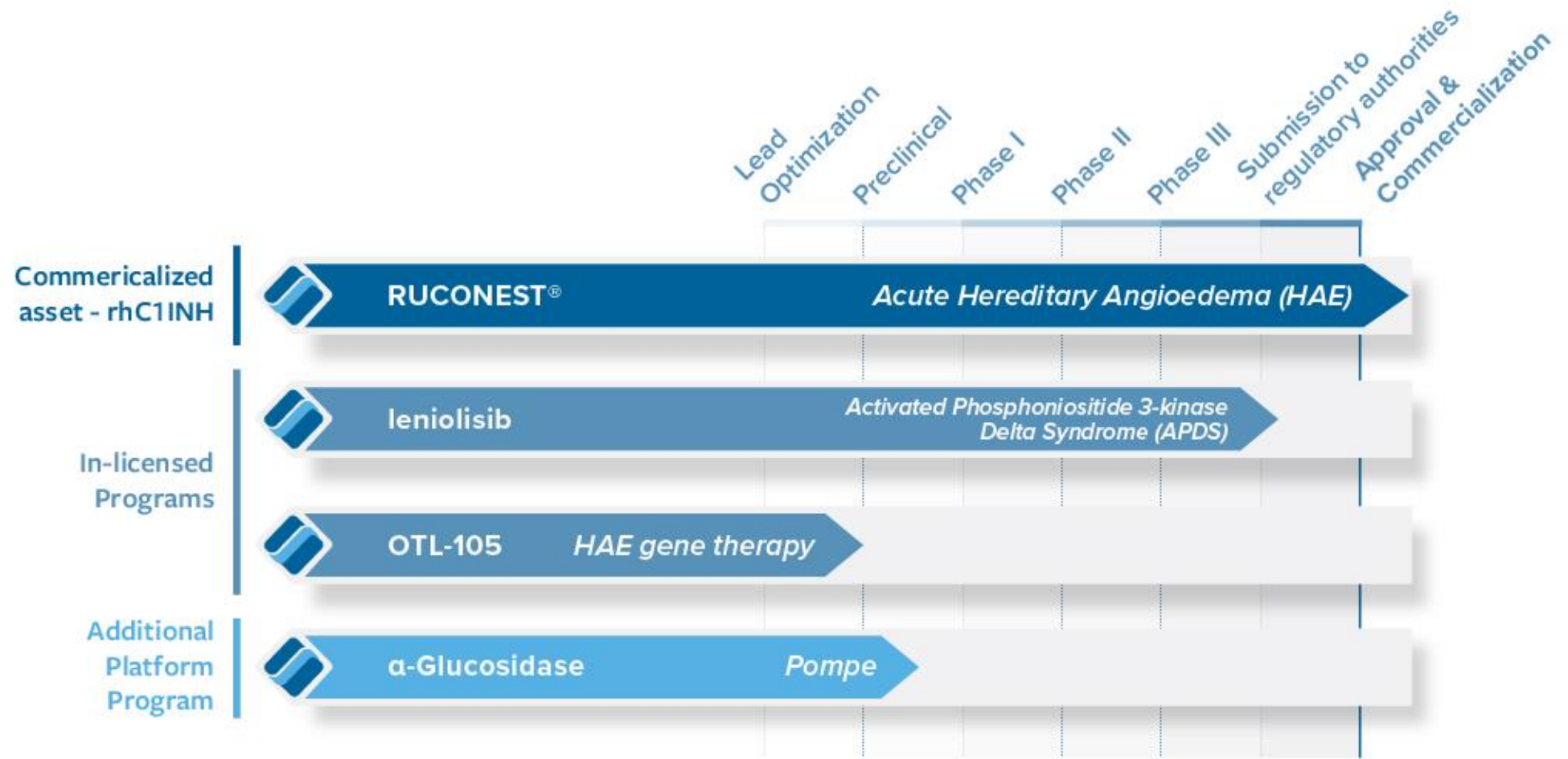
Ruud van Outersterp
Chief Ethics &
Compliance Officer



Stephen Toor
Chief Commercial Officer







Strong, rare disease product commercial infrastructure



Dedicated sales force and marketing in US, EU, and MENA



Market access teams



Patient support and reimbursement teams



Disease educators and specialists for APDS and HAE



Medical Affairs teams



High conference penetration & Support for educational KOL speaker programs



Pharming®

RUCONEST®





RUCONEST® sales of US\$198.9 million (FY2021), US\$151.0 million (first 9M of 2022)



Continued single digit growth of revenues expected for 2022



The only recombinant treatment that targets the root cause of HAE by replacing missing or dysfunctional C1-INH



Well-tolerated and effective treatment option for acute hereditary angioedema (HAE) - including breakthrough attacks



Second most prescribed product detailed for acute attacks



97% of acute attacks needed just one dose of RUCONEST®¹

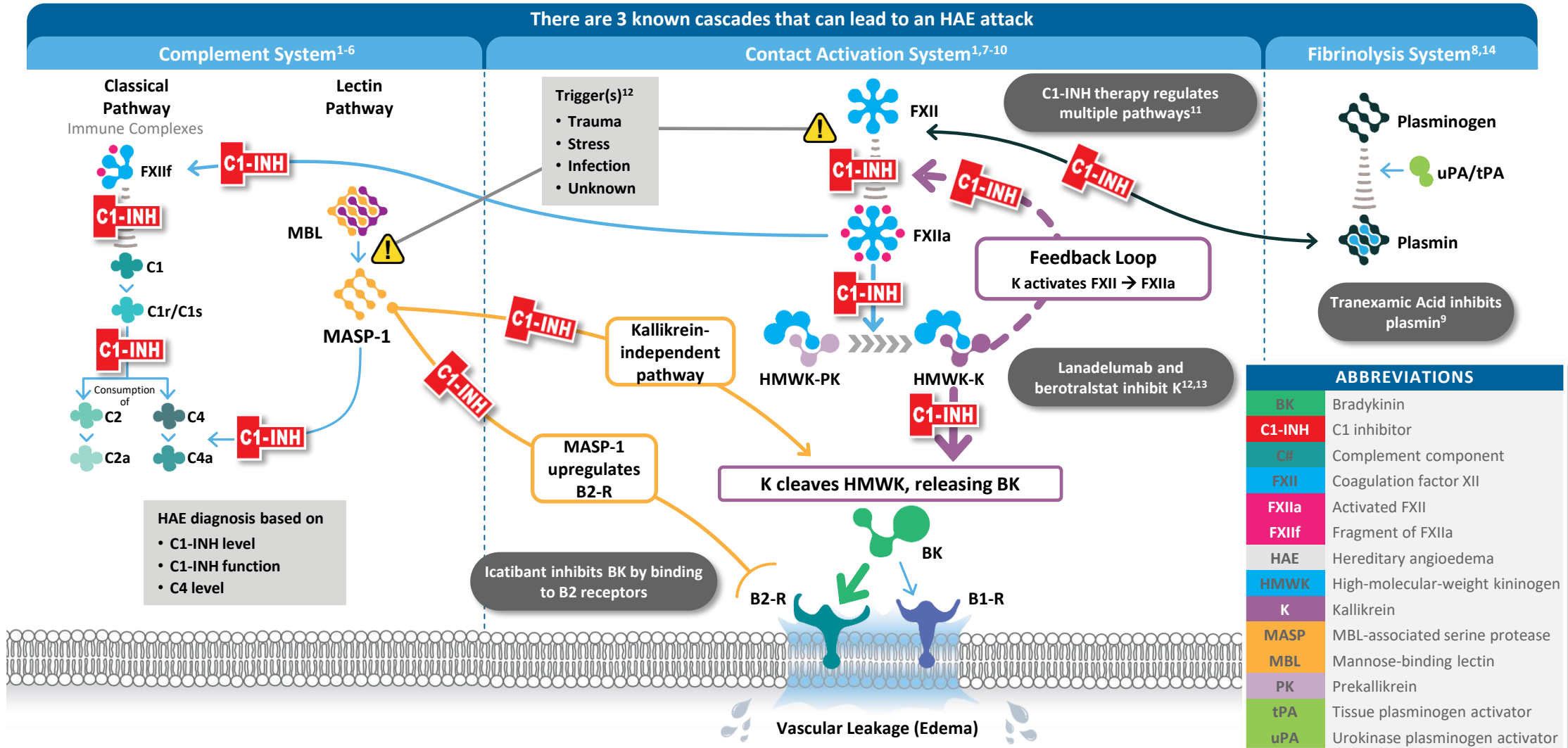


93% of attacks were stopped with RUCONEST® for at least three days²



Patients are well managed and feel confident to administer treatment themselves³

Importance of C1-INH in Hereditary Angioedema



ABBREVIATIONS	
BK	Bradykinin
C1-INH	C1 inhibitor
C#	Complement component
FXII	Coagulation factor XII
FXIIa	Activated FXII
FXIIIF	Fragment of FXIIa
HAE	Hereditary angioedema
HMWK	High-molecular-weight kininogen
K	Kallikrein
MASP	MBL-associated serine protease
MBL	Mannose-binding lectin
PK	Prekallikrein
tPA	Tissue plasminogen activator
uPA	Urokinase plasminogen activator

Adapted from a clinical cascade developed in partnership with Dr. Allen Kaplan. This is a current scientific understanding of the cascades. Clinical implications are unknown.



Strong patient organization support since 2000



Over 700 physicians have prescribed RUCONEST® since 2014



>2,000 patients with HAE have been prescribed RUCONEST®



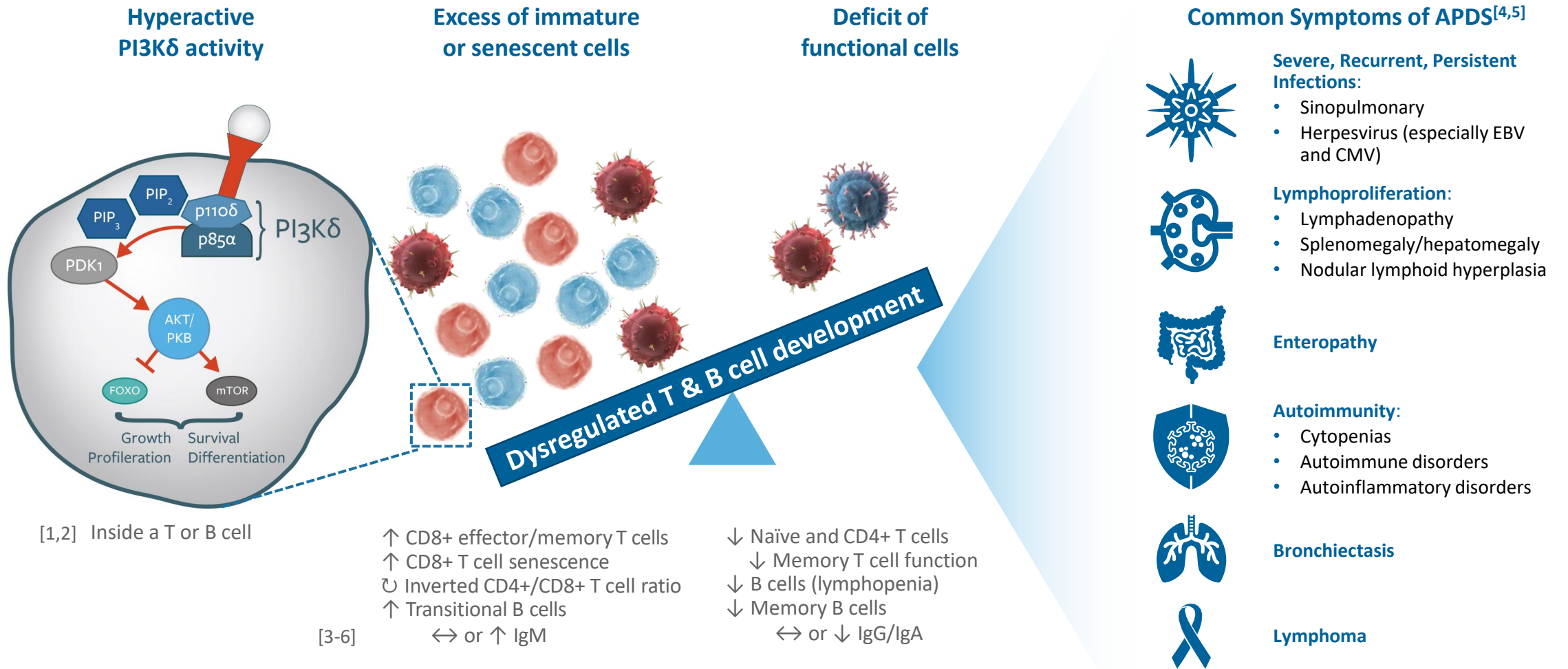


Pharming[®]

leniolisib



Genetic defect leads to PI3K δ hyperactivity, causing APDS symptoms



[1,2] Inside a T or B cell

↑ CD8+ effector/memory T cells
 ↑ CD8+ T cell senescence
 ↻ Inverted CD4+/CD8+ T cell ratio
 ↑ Transitional B cells

[3-6] ↔ or ↑ IgM

↓ Naïve and CD4+ T cells
 ↓ Memory T cell function
 ↓ B cells (lymphopenia)
 ↓ Memory B cells

↔ or ↓ IgG/IgA

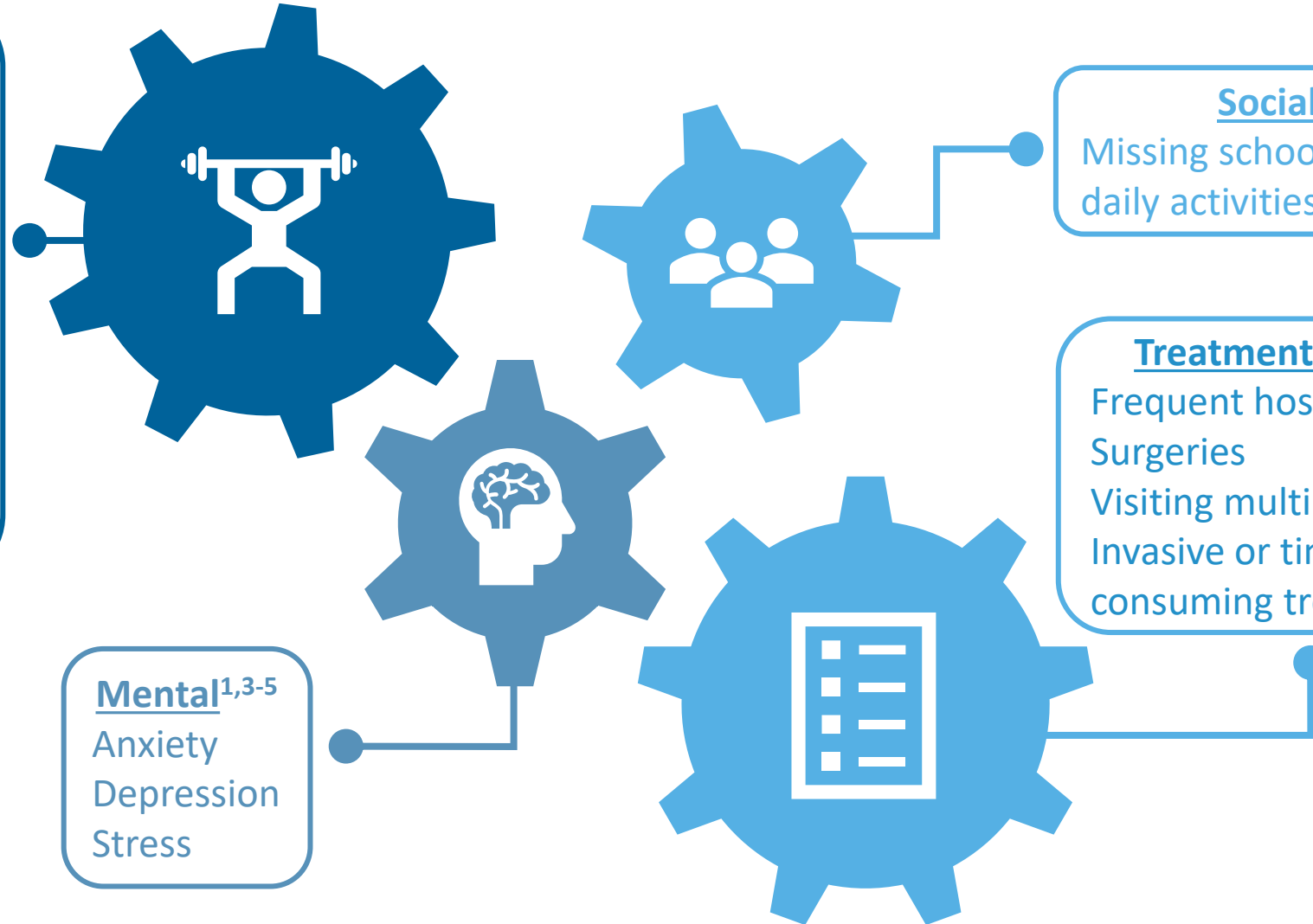
APDS, activated phosphoinositide 3-kinase δ syndrome; CMV, cytomegalovirus; EBV, Epstein-Barr virus; FOXO, forkhead box O; Ig, immunoglobulin; PDK1, phosphoinositide-dependent protein kinase 1; PIP₂, phosphatidylinositol 4,5-bisphosphate; PIP₃, phosphatidylinositol 3,4,5-trisphosphate; PI3K δ , phosphoinositide 3-kinase δ ; PKB, protein kinase B.

1. Fruman DA, et al. *Cell*. 2017;170(4):605-635. 2. Okkenhaug K, Vanhaesebroeck B. *Nat Rev Immunol*. 2003;3(4):317-330. 3. Lucas CL, et al. *Nat Immunol*. 2014;15(1):88-97. 4. Coulter TI, et al. *J Allergy Clin Immunol*. 2017;139(2):597-606. 5. Elkaim E, et al. *J Allergy Clin Immunol*. 2016;138(1):210-218. 6. Jamee M, et al. *Clin Rev Allergy Immunol*. 2020;59(3):323-333.

APDS can impact many facets of life

Physical^{1,2}

Frequent infections
Swollen glands
Shortness of breath
Coughing/wheezing
Chest or joint pain
Fatigue
Inability to exercise
Hearing loss
Diarrhea
Skin problems



Social^{3,4}

Missing school, work, or daily activities

Treatment Burden¹⁻⁴

Frequent hospitalizations
Surgeries
Visiting multiple doctors
Invasive or time-consuming treatments

Mental^{1,3-5}

Anxiety
Depression
Stress

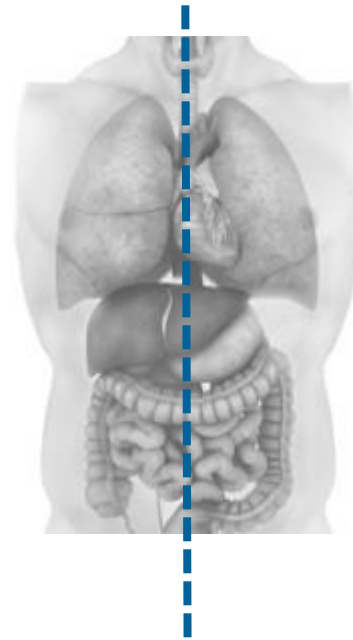
APDS, activated phosphoinositide 3-kinase δ syndrome.

1. Coulter TI, et al. *J Allergy Clin Immunol.* 2017;139(2):597-606. 2. Elkaim E, et al. *J Allergy Clin Immunol.* 2016;138(1):210-218. 3. Rider NL, et al. *J Clin Immunol.* 2017;37(5):461-475.
4. Jiang F, et al. *Allergy Asthma Clin Immunol.* 2015;11:27. 5. Kuburovic NB, et al. *Patient Prefer Adherence.* 2014;8:323-330.

Current APDS Management^{1,2}

Immune Deficiency

- Antimicrobial prophylaxis
- Immunoglobulin replacement therapy



Immune Dysregulation

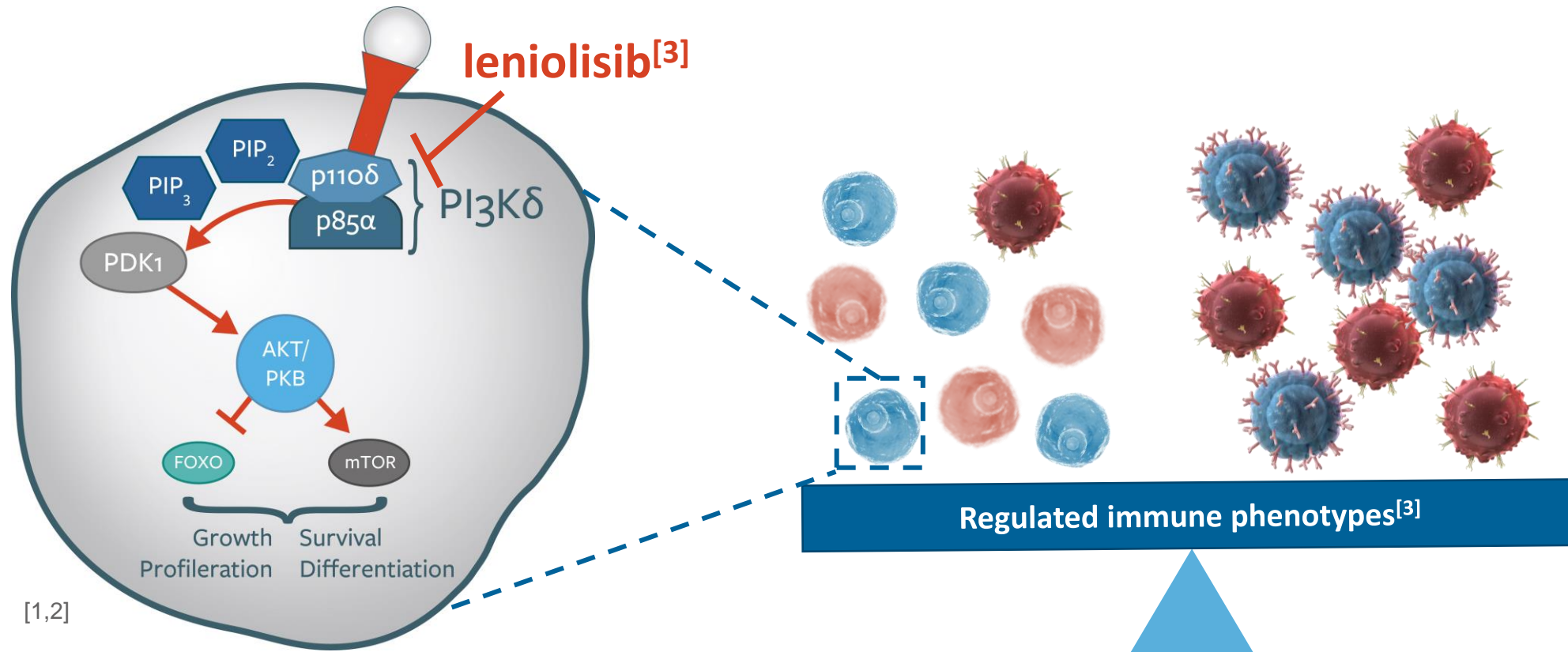
- Corticosteroids
- Other immunosuppressants
- mTOR inhibitors

None of these therapies are FDA-approved for APDS treatment

Hematopoietic stem cell transplant

APDS, activated phosphatidylinositol 3-kinase δ syndrome; IRT, immunoglobulin replacement therapy; mTOR, mammalian target of rapamycin; PI, primary immunodeficiency; PIRD, primary immune regulatory disorder.

1. Coulter TI, et al. *J Allergy Clin Immunol.* 2017;139(2):597-606. 2. Elkaim E, et al. *J Allergy Clin Immunol.* 2016;138(1):210-218. 3. Chan AY, et al. *Front Immunol.* 2020;11:239. 4. Chinn IK, et al. *J Allergy Clin Immunol.* 2020;145(1):46-69.

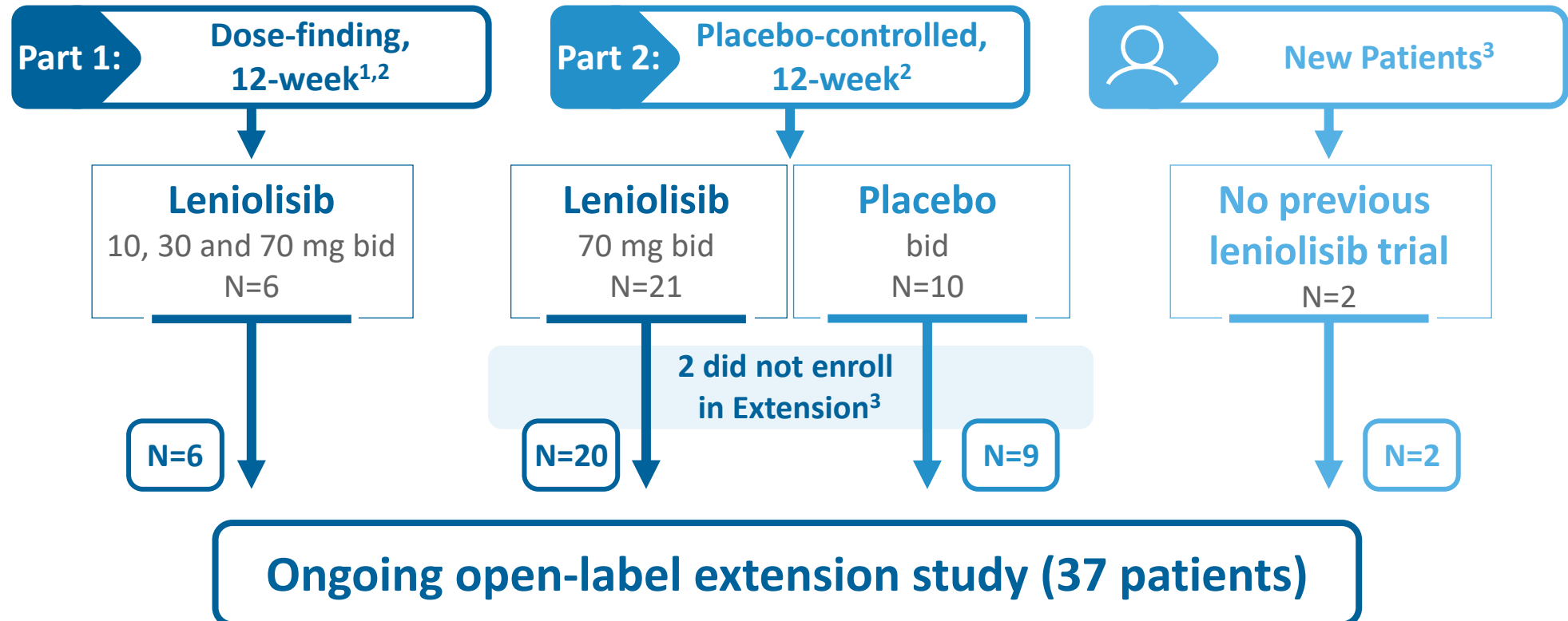


[1,2]

***Leniolisib balances PI3Kδ enzyme activity
Addressing immune deficiency and dysregulation***

1. Fruman DA, et al. *Cell*. 2017;170(4):605-635. 2. Okkenhaug K, Vanhaesebroeck B. *Nat Rev Immunol*. 2003;3(4):317-330. 3. Rao VK, et al. *Blood*. 2017;130(21):2307-2316.

Completed Ph2/3 DBPC Registrational Trial



Data cutoff: December 13, 2021

bid, twice a day.

1. Rao VK, et al. *Blood*. 2017;130(21):2307-2316. 2. NCT02435173. ClinicalTrials.gov. <https://clinicaltrials.gov/ct2/show/NCT02435173>. Updated August 10, 2022. Accessed August 18, 2022.

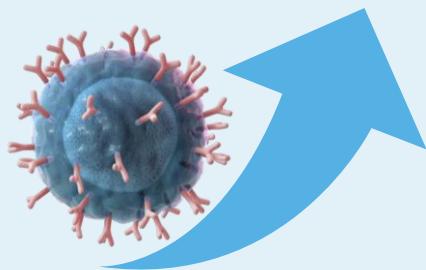
3. Data on file. Pharming Healthcare Inc. 2022. 4. NCT02859727. ClinicalTrials.gov. <https://clinicaltrials.gov/ct2/show/NCT02859727>. Updated July 25, 2022. Accessed August 18, 2022.

Leniolisib clinical summary – RCT and long-term extension study


Highly effective therapy addresses underlying cause of APDS

Primary Outcomes

Increased
naïve B cells



Decreased
lymphadenopathy




Other Efficacy Outcomes

Decreased
spleen size



Improved
cytopenias

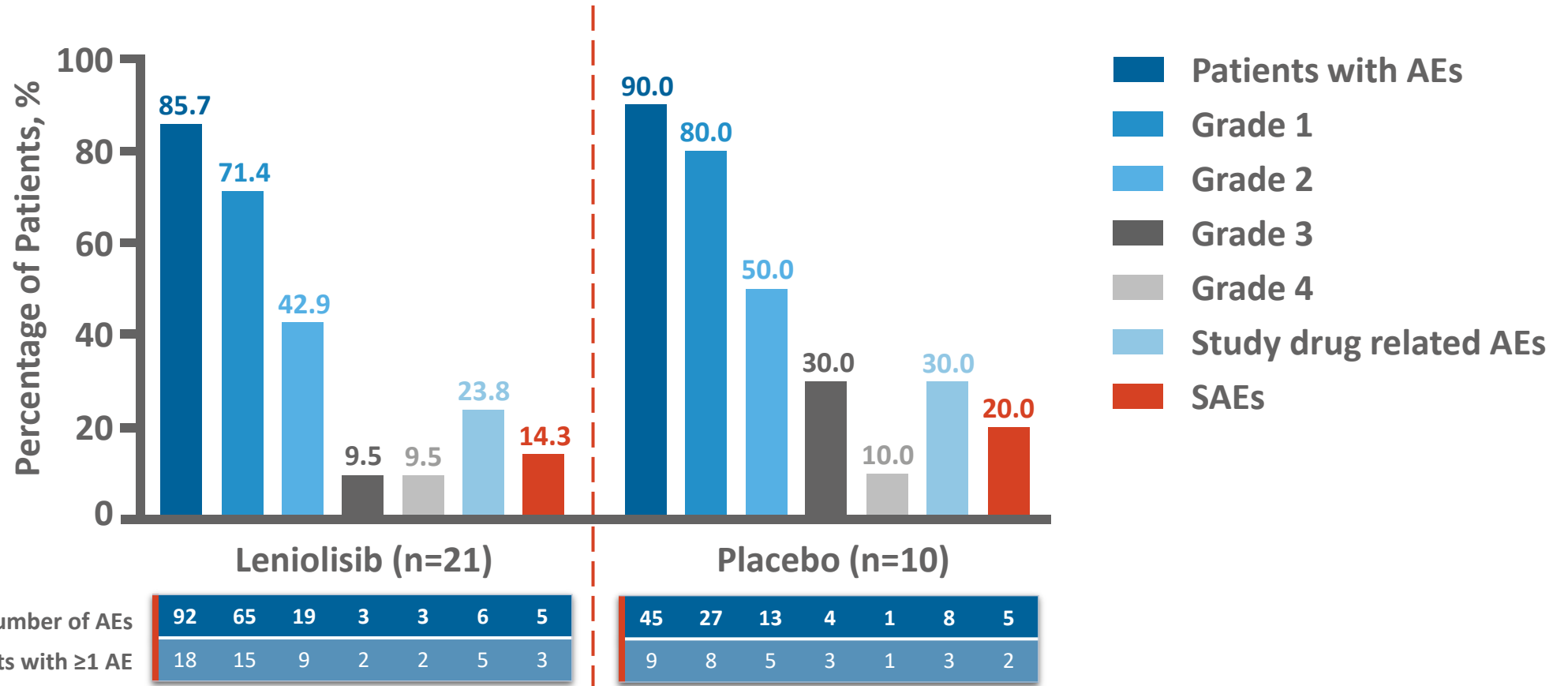


- ◆ Met both primary endpoints ($p=0.0002$, $p=0.0006$) indicating correction of immune dysregulation
- ◆ Long-term leniolisib administration was well-tolerated in patients with APDS (median exposure 2 years)
- ◆ Extension study interim analysis demonstrated durability of efficacy results, including continued improvement in lymphoproliferation and multilineage cytopenias
- ◆ Reductions in infection rates ($p=0.004$) with each additional year of leniolisib treatment, despite concomitant reduction in immunoglobulin replacement therapy



64th ASH Annual Meeting and Exposition | 2022
New Orleans, LA

Safety Data from RCT: Leniolisib was well-tolerated



- ◆ No deaths (grade 5 AEs) were reported
- ◆ No AEs led to discontinuation of study treatment

- ◆ No SAEs were related to study treatment, and the incidence of SAEs was lower in the leniolisib group than the placebo group

CTC were used to determine AE grade. If CTC-AE grading did not exist for an AE, the following definitions were used: 1, mild; 2, moderate; 3, severe; 4, life-threatening; 5, death. AEs, adverse events; CTC, Common Toxicity Criteria; SAEs, serious adverse events. Data on file. Pharming Healthcare Inc. 2022.

Market opportunity with an estimated
~1,500 APDS patients*

>500 patients identified by Pharming
to date

(as of December 2022)

Partnership with **Invitae** – a compressive genetic
platform – used to find APDS patients in the US



Disease educators and patient finders –
experience in finding patients with rare,
ultra-rare diseases

All about **APDS**
Activated PI3K Delta Syndrome



Strong presence by Pharming and clinical
collaborators at well-regarded conferences



*Size based on population and available literature (1-2 patients per million)

Regulatory status: on track for approvals in major markets



USA



EEA



UK



SEP 28
2022

Announced FDA accepted NDA filing with Priority Review for adults and adolescents aged 12 and older



JAN 6
2022

Positive EMA decision on Pediatric Investigation Plan (PIP) for leniolisib



APR 6
2022

MHRA grants PIM designation for patients 1 year to <18 years of age



OCT 1
2022

ICD-10-CM (US CDC) reimbursement code for APDS took effect



AUG 1
2022

Announced EMA Accelerated Assessment granted for adults and adolescents ages 12+



2H23

Anticipated MHRA filing



MAR 29
2023

Prescription Drug User Fee Act (PDUFA) approval date



OCT
2022

MAA submitted to EMA and validated for Accelerated Assessment*



1H24

Anticipated MHRA regulatory approval (will follow ECDRP route)



1H23

Anticipated approval (1Q23) and commercialization (2Q23) of leniolisib

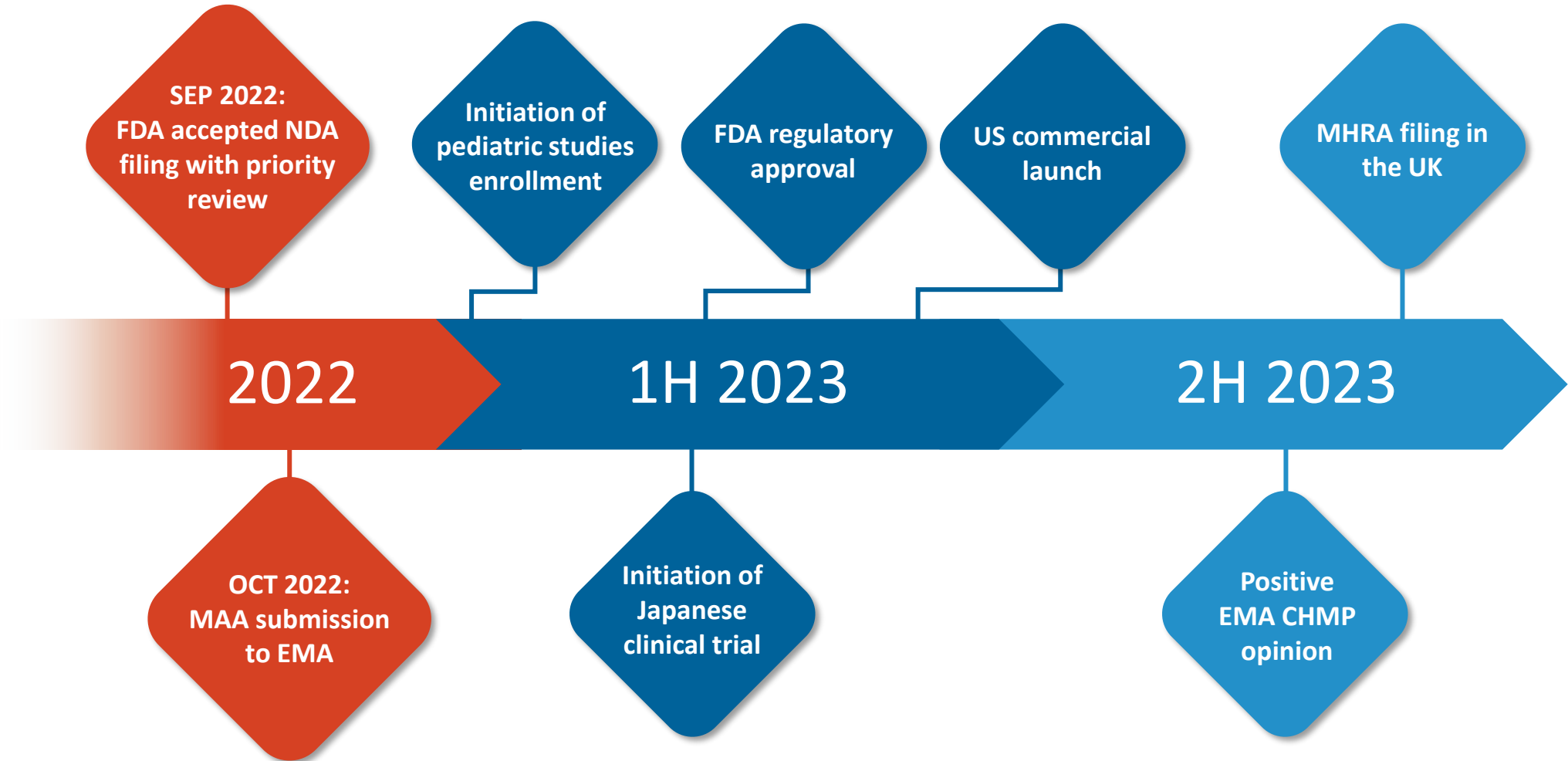


2H23

Anticipated EMA CHMP opinion (approval to follow ~2 months later)

*Subsequently changed to standard timetable

Anticipated milestones for leniolisib*

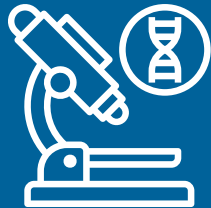


*These dates are not an assurance of future performance; they are based on current expectations and assumptions regarding the future of our business. Please refer to our Forward-looking Statement on slide 2 of this presentation.



Progress continues in preclinical studies

OTL-105



Good progress on developing the lentiviral vector to enhance C1-inhibitor expression, now testing in preclinical HAE disease models




Anticipate providing further updates as we move towards preparing an Investigational New Drug (IND) filing

POMPE



Study into the development of a next-generation alpha-glucosidase therapy for the treatment of Pompe disease is ongoing



Currently engaged in preclinical studies. As and when results from these preclinical studies become available, we will update the market



Financials and Outlook





US\$198.9 million total revenues for FY2021. Revenues for first 9M of 2022 increased by 3% compared to the first 9M 2021



Gross profit increased by 7% to US\$139.7 million (9M 2022), driven by growth in revenues, production efficiencies, and favorable tailwind from currency translation effects



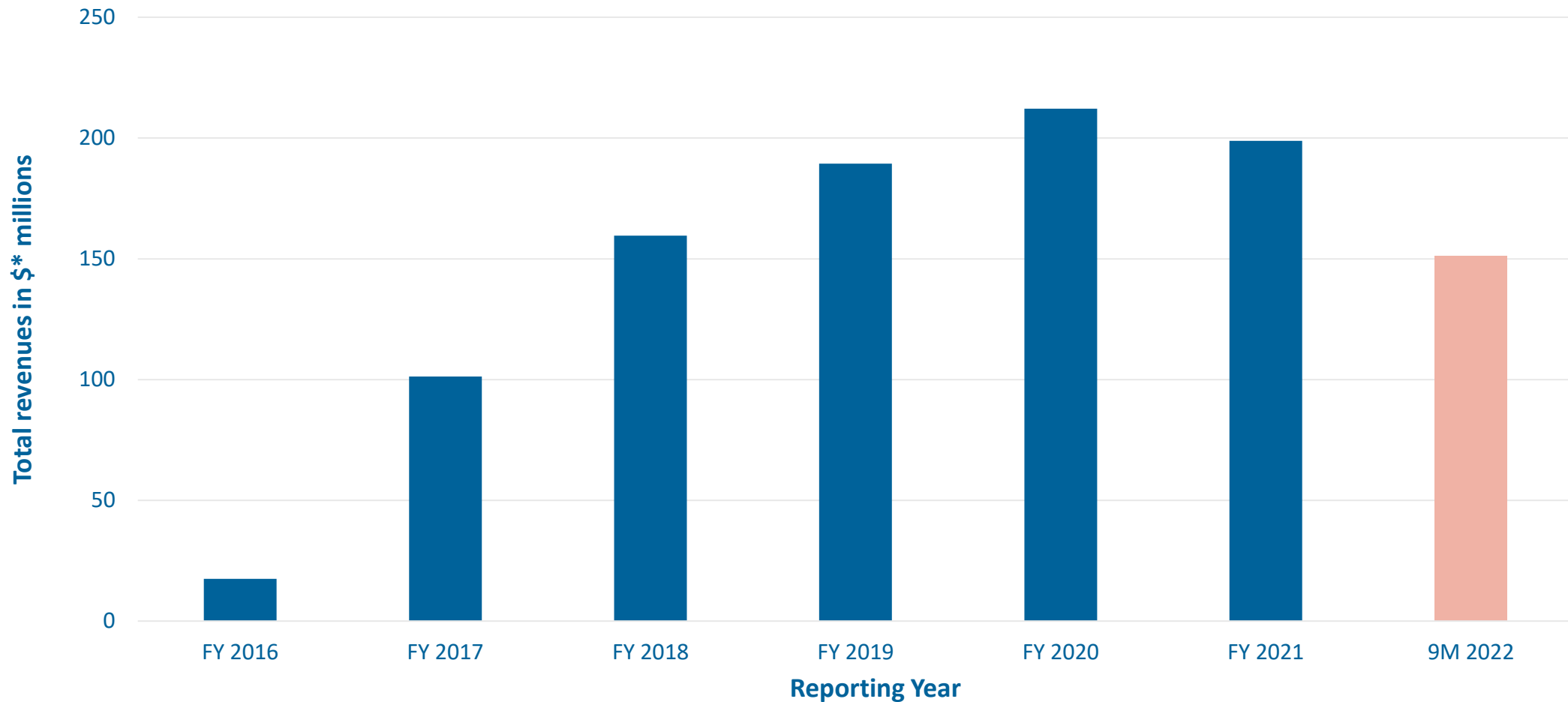
Net profit increased by 104% compared to first 9M 2021, driven by an increase in Other income



Cash and cash equivalents, together with restricted cash, decreased from US\$193.0 million at the end of 2021, to US\$189.9 million at the end of the third quarter 2022.

Pharming Group revenues since reacquiring RUCONEST® rights from Valeant Pharmaceuticals

Pharming revenues FY 2016 - 9M 2022



- From FY 2016 – FY 2020 Pharming Group reported earnings in EUR. Revenues during this time frame have been converted to USD. In 2021, Pharming Group began reporting earnings in USD.
- 4Q 2020 and 1Q 2021 quarterly fluctuations and volatility from COVID-19



Single digit growth Group revenues from RUCONEST® sales in 2022



Commercial approval of leniolisib from FDA in 1Q 2023, with an anticipated launch and commercialization in US in 1H 2023.*



Positive opinion of leniolisib from the CHMP in 2H 2023, followed by approval of MAA by European Commission ~2 months later*



Submit an ECDRP filing for leniolisib to MHRA, after anticipated positive CHMP opinion*



Continue to allocate resources towards the anticipated launch and commercialization of leniolisib and development of pipeline with the view of accelerating future growth



Investment and continued focus on potential acquisitions and in-licensing of new, late-stage development opportunities and assets in rare diseases.

*subject to positive outcomes of the FDA and EMA reviews



www.pharming.com

NASDAQ: PHAR | Euronext Amsterdam: PHARM



Pharming Group N.V.

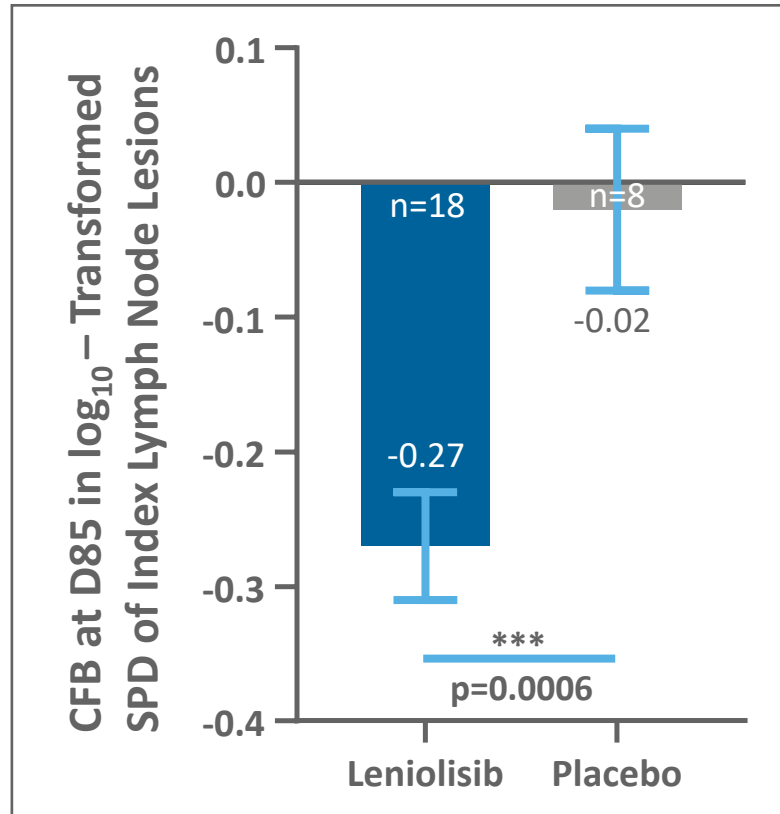
Appendix

leniolisib clinical trial data



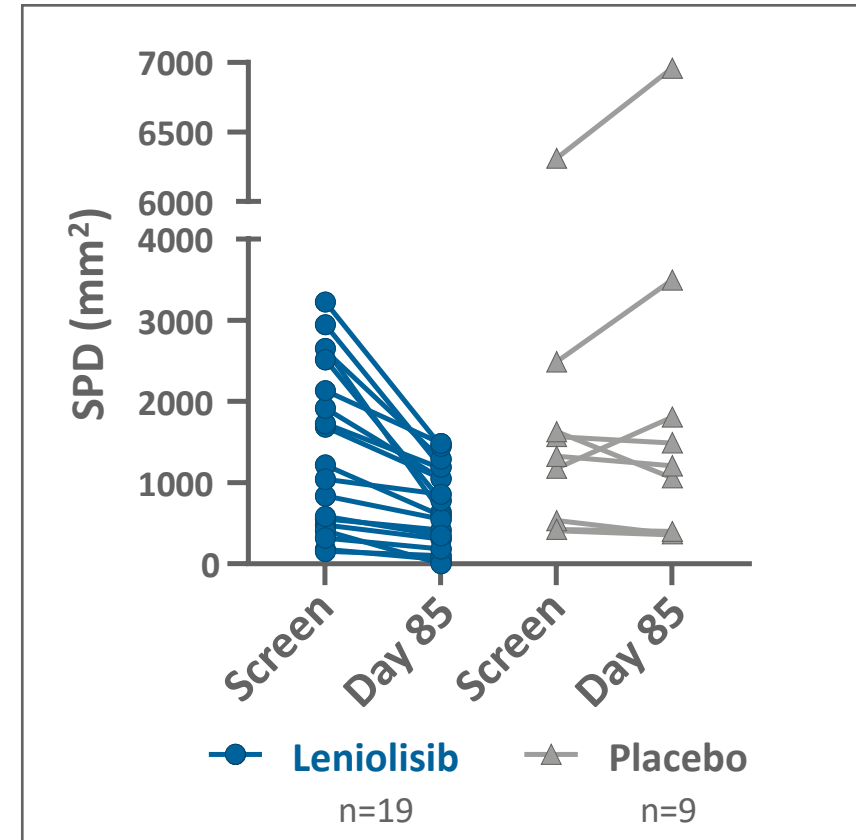
Primary Outcome Analysis*

Change from baseline in index lesions



Individual Index Lesion Sizes

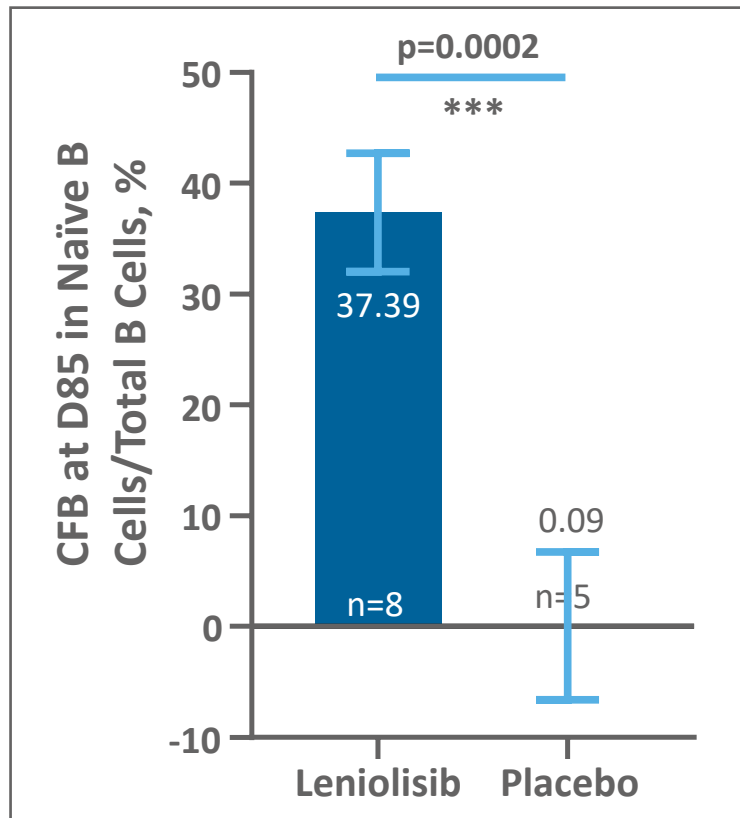
Safety analysis set



*Data were analyzed using ANCOVA model with treatment as a fixed effect and \log_{10} -transformed baseline as a covariate. Use of glucocorticoids and IRT at baseline were both included as categorical (Yes/No) covariates. P-value is 2-sided. Least square means are graphed. Error bars are standard error of the mean. 4 patients from the 31 in the safety analysis were excluded from the PD analysis. An additional patient was excluded from the index lesion analysis because the baseline lung index had fully resolved (0 mm) by D85.

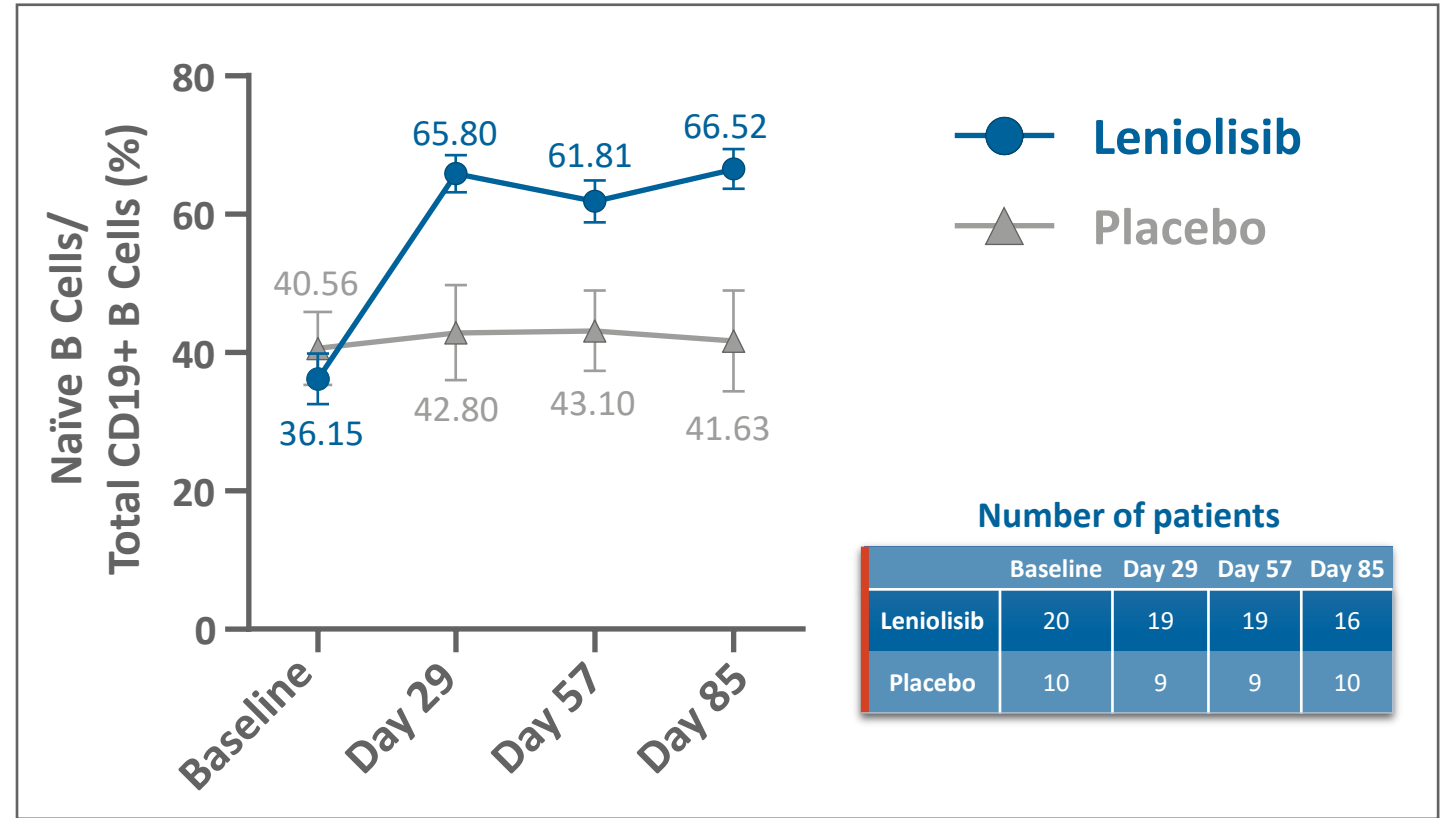
Primary Outcome Analysis*

Change from baseline in naïve B cells



Mean Percentage of Naïve B Cells Over Time

Safety analysis set

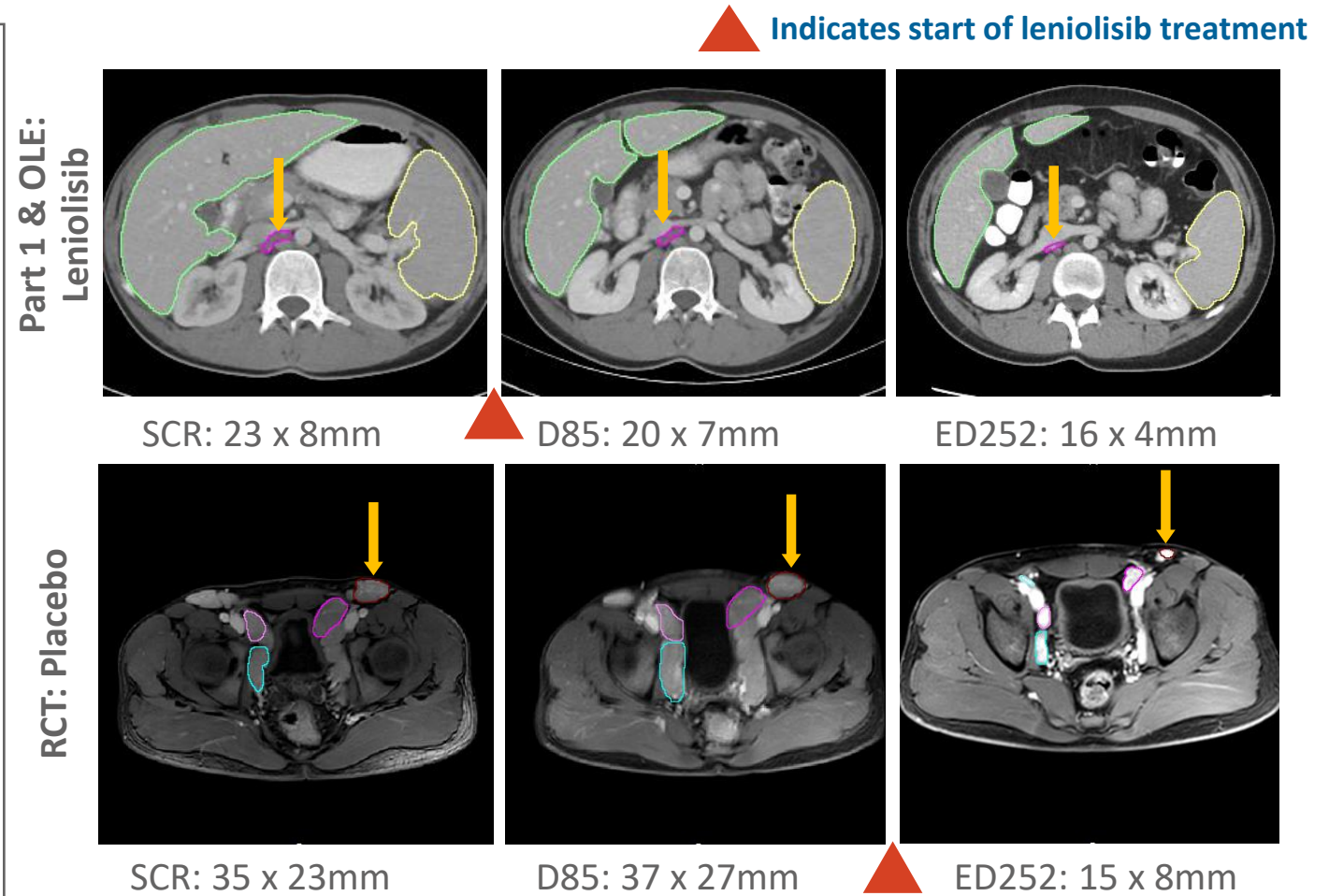
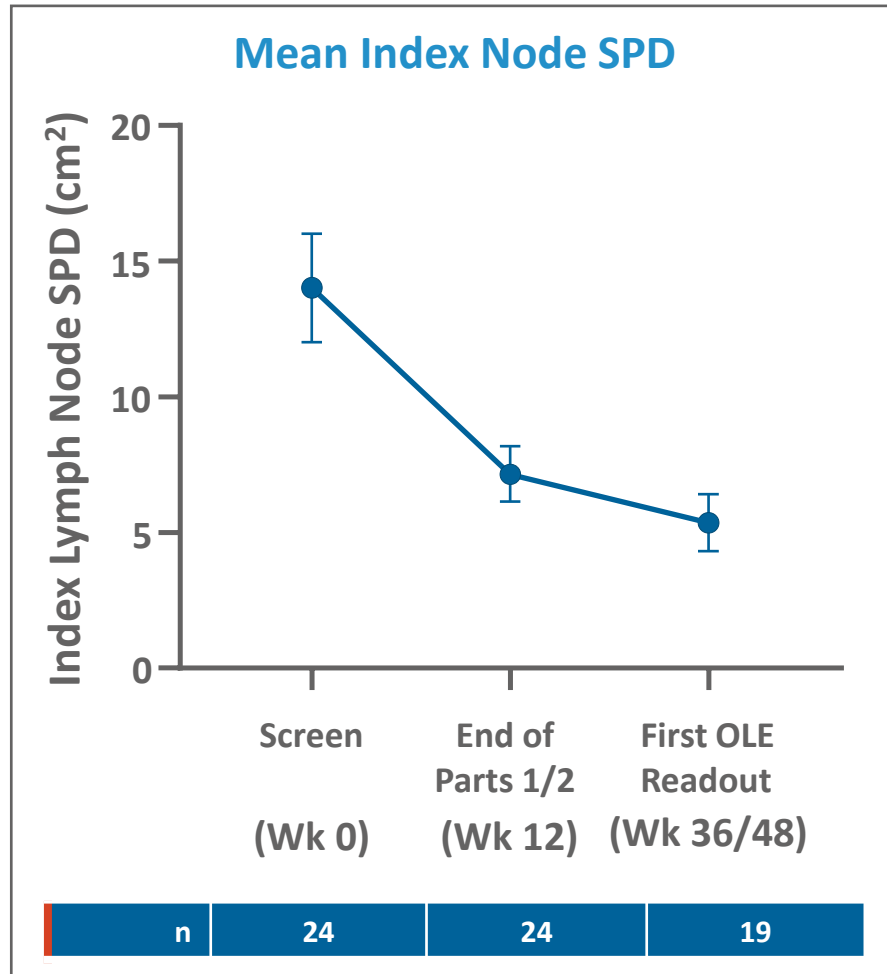


Number of patients

	Baseline	Day 29	Day 57	Day 85
Leniolisib	20	19	19	16
Placebo	10	9	9	10

*Data were analyzed using an ANCOVA model with treatment as a fixed effect and baseline as a covariate. Use of glucocorticoids and IRT at baseline were both included as categorical (Yes/No) covariates. *Baseline* is defined as the arithmetic mean of the baseline and Day 1 values when both are available, and if either baseline or the Day 1 value is missing, the existing value is used. P-value is 2-sided. Least square means are graphed. Error bars are standard error of the mean. Out of 27 patients in the PD analysis set, 13 patients met the analysis requirements, including having a percentage of <48% of naïve B cells at baseline, to form the B-PD analysis set.

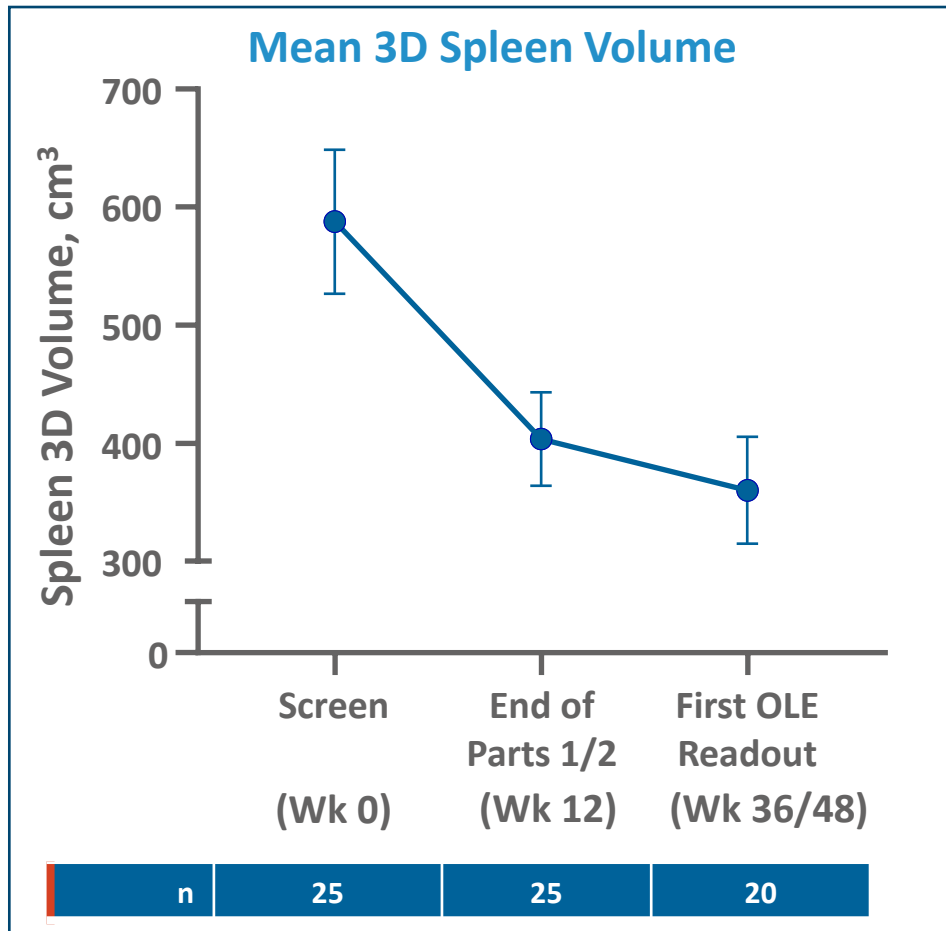
Leniolisib continued to reduce lymphadenopathy



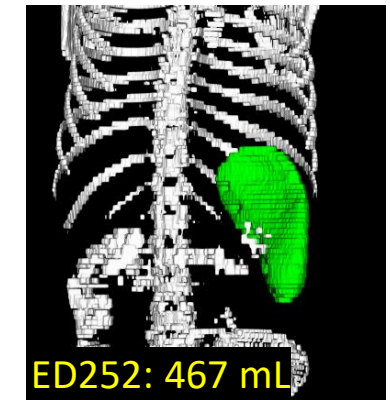
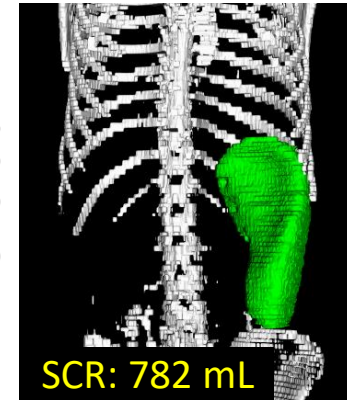
The mean index node graph has been corrected since the original ESID presentation. Error bars are standard error of the mean. All patients from RCT Parts 1 and 2 with measurements are included. End of Parts 1 and 2 occurred at day 85. First OLE readout occurred after an additional 168 or 252 days. D, day; OLE, open-label extension; RCT, randomized controlled trial; SCR, screen; SPD, sum of product diameters; Wk, week. Data on file. Pharming Healthcare Inc. 2022.

Extension study: continued improvement in spleen size

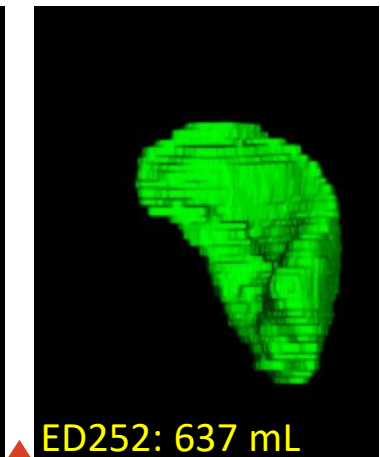
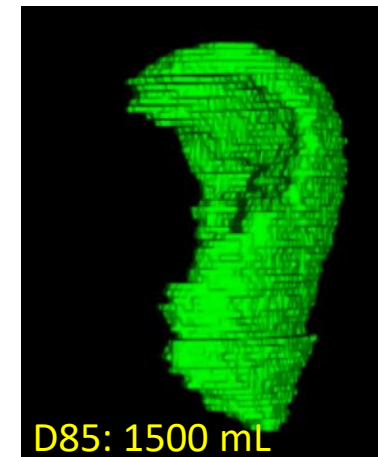
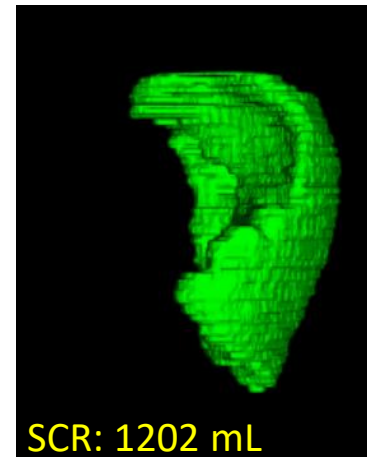
▲ Indicates start of leniolisib treatment



Part 1 & OLE:
Leniolisib

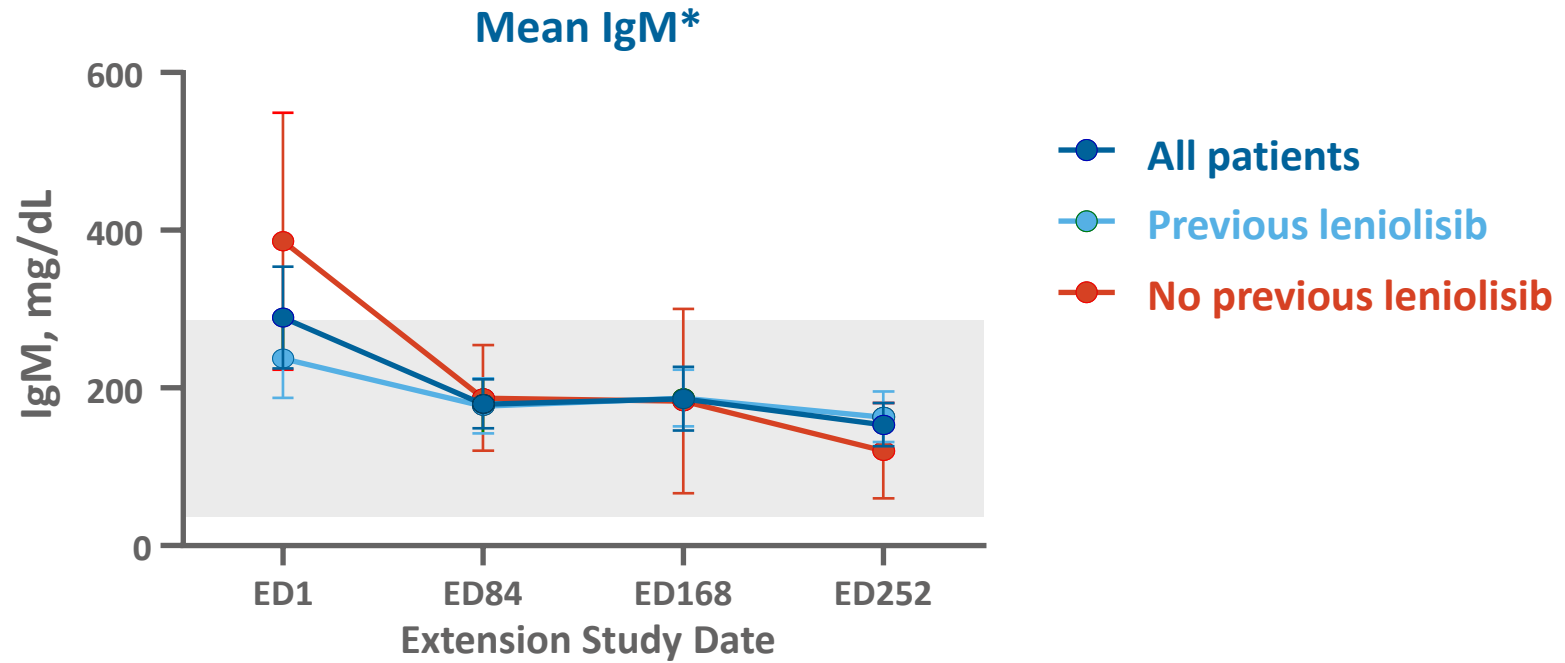


RCT: Placebo



Error bars are standard error of the mean. All patients from parts 1 and 2 of the phase II/III trials with leniolisib exposure and with measurements are included. End of parts 1 and 2 occurred at days 84 and 85, respectively. First OLE readout occurred after an additional 168 or 252 days. Data on file. Pharming Healthcare Inc. 2022.

Extension study: continued reduction in IgM levels

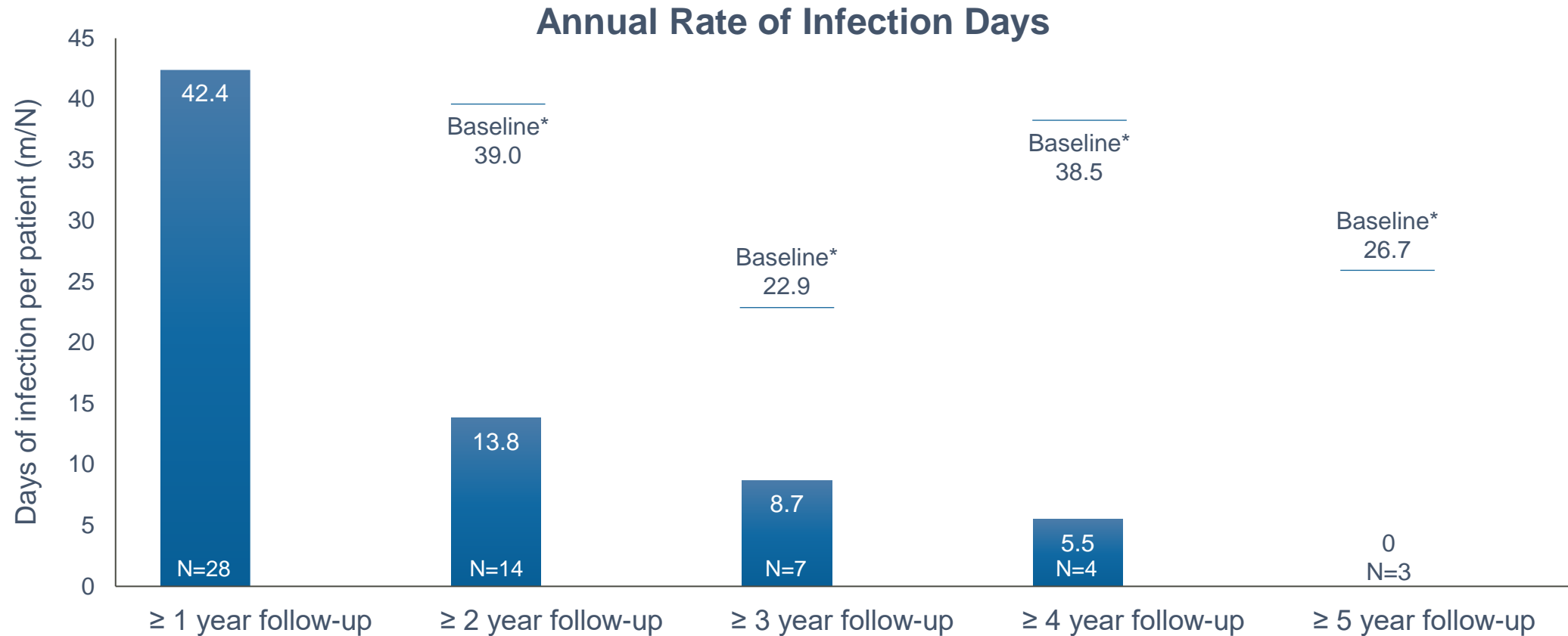


n	23	24	21	21
	15	17	15	16
	8	7	6	5

*Excluded 1 patient due to extremely low B-cell count.

Previous Leniolisib includes patients who received leniolisib during the dose-finding trial and RCT. No Previous Leniolisib includes patients who received placebo during the RCT and patients who were enrolled in other PI3Kδ inhibitor trials. Error bars are standard error of the mean. The gray box indicates the normal range.

Extension study: continued reductions in annual infections despite decreased IRT use in 37% of patients on IRT



Statistically significant decrease of -0.351 ($P=0.0040$) in infection rates with each additional year of leniolisib treatment

Data analyzed using a log-linear negative binomial model including an offset for time spent in study, an effect for time of the start of infection (in years), and presence of baseline infection as a covariate.

*Baseline infections are each group's year 1 annualized rate of infections. N-values changed because patients were in the OLE for different lengths of time.

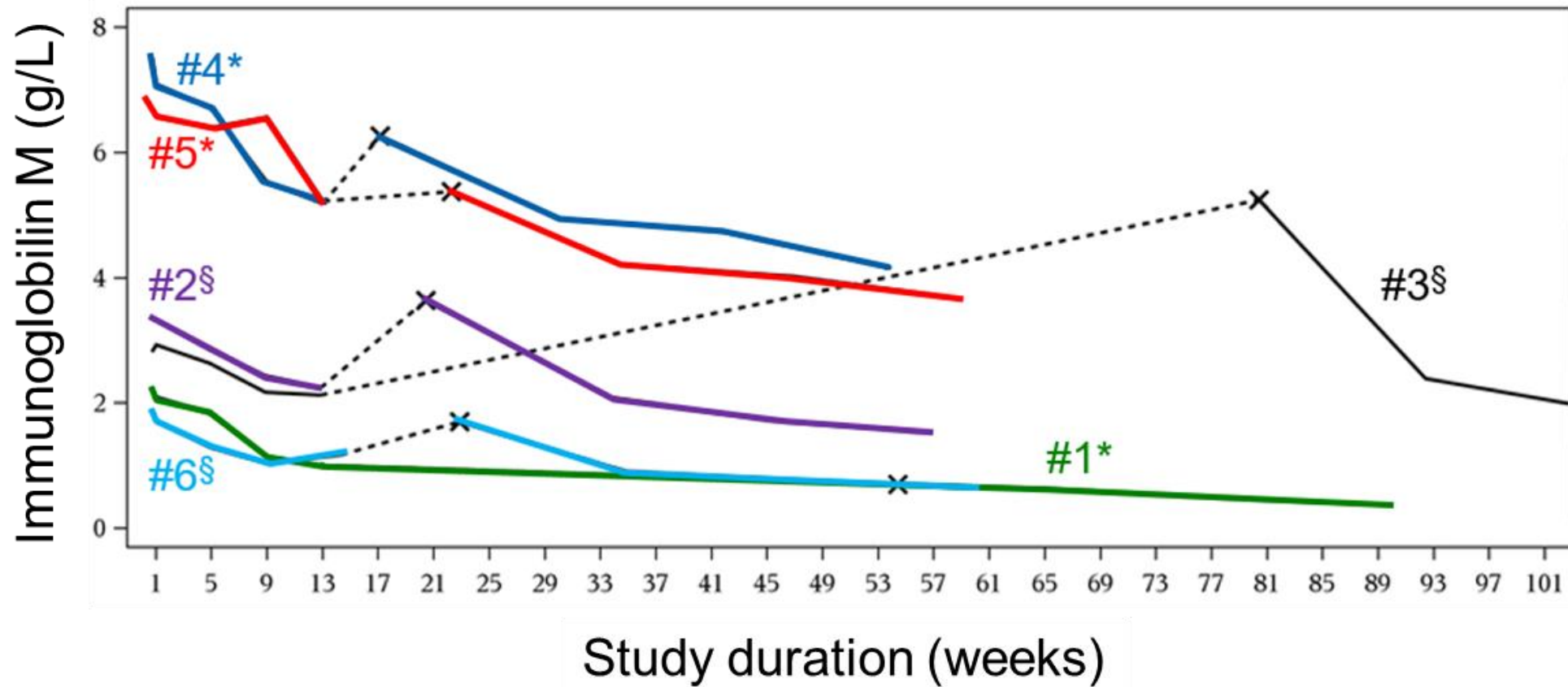
N, number of patients in follow-up category; m, number of infection days.

One patient was excluded from the analysis due to a wrong year recorded for an infection.

Infections that developed during the study were reported as adverse events. Investigators were requested to enquire about signs and symptoms of infections at each visit, in particular bacterial enterocolitis. Patients were not provided an infection diary to document infections occurring between visits.

Long term leniolisib results (N=6)

Leniolisib is an investigational new drug that has not been approved for any use.



Patients have stopped (*) or decreased (\$) immunoglobulin supplementation as a reflection of the normalization of their B cell function. Dashed lines indicate patient not on treatment